

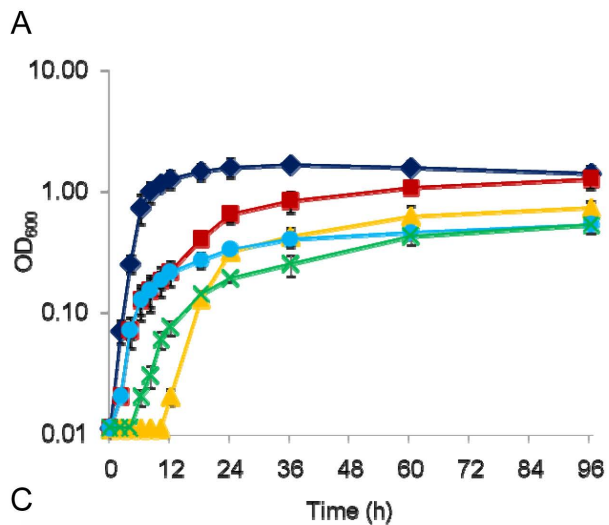
Additional file 1. Primers used in this study

Mutagenesis

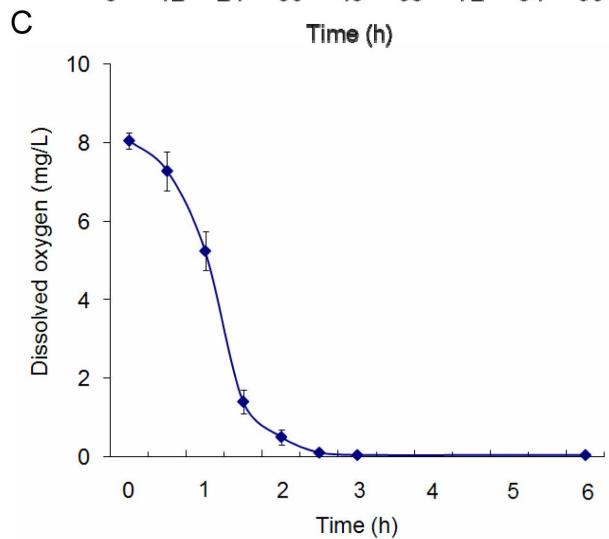

SO3253-5-F	GGGAGCTCTAGGCAATGTCGTTAACGGT
SO3253-5-R	GCTCCTCGACAATAATAGCACTTTTATCGGCGACGCGCAT
SO3253-3-F	TGCTATTATTGTCGAGGAGCGTAATATTGGCGACCAAATC
SO3253-3-R	AAGAGCTCCTACCTGAGATGATTGCTCG
SO4320-5-F	GGGAGCTCAGGATAAGGTAAGTAAAGC
SO4320-5-R	GCTCCTCGACAATAATAGCAGGCTTTGAGCGGATAGTG
SO4320-3-F	TGCTATTATTGTCGAGGAGCCAACGCAGCTTACTCGA
SO4320-3-R	AAGAGCTCGGACGACTTGAACCATAGC

Complementation


SO3253-COM-F	GGGAGCTCCTTCTGACACCAGATCTCCTAG
SO3253-COM-R	AAGAGCTCGGCTCCAGCGTCATGTATAC
SO4320-COM-F	GGGAGCTCCATCACCGGACAAAGATCC
SO4320-COM-R	AAGAGCTCCGTCACGCTAAGTAATAGG



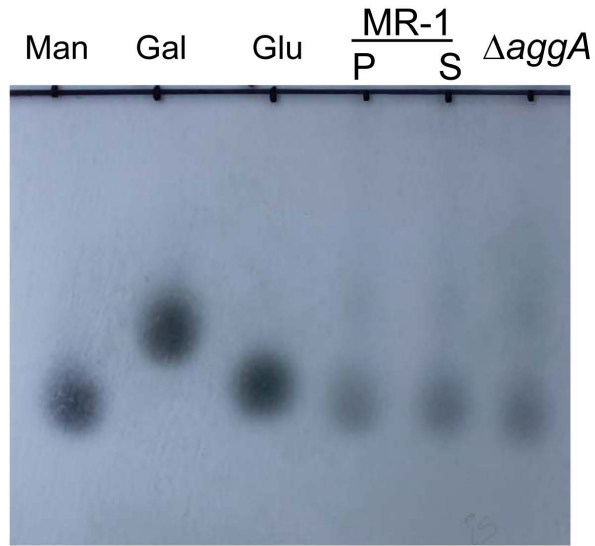
B



A

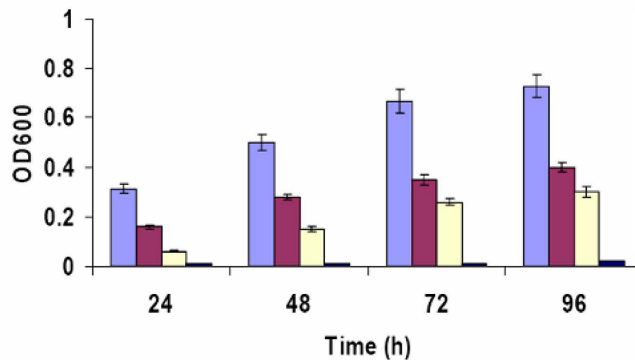


B



A

EDTA	—	+	+	+	+
Cation	—	—	Mg(II)	Fe(II)	Ca(II)

B**C**